

ASX:WGX TSX:WGX



2024 Denver Gold Forum

Wayne Bramwell | MD & CEO

15 – 18 September 2024



Important Notices and Disclaimer



Investor Presentation

This investor presentation is dated 16 September 2024 and has been prepared by Westgold Resources Limited (ASX: WGX, TSX:WGX, OTCQX: WGXRF) (**Westgold**) based on information available to it at the time of preparing this presentation. Certain information in this presentation is based on information originally prepared by Karora Resources Inc. (Karora) prior to Westgold's acquisition of Karora on 1 August 2024.

No representation or warranty, express or implied, is made as to the fairness, accuracy, completeness or correctness of the information, opinions and conclusions contained in this presentation.

To the maximum extent permitted by law, none of Westgold, its directors, employees or agents, advisers, nor any other person, accepts any liability, including, without limitation, any liability arising from fault or negligence on the part of any of them or any other person, for any loss arising from the use of this presentation or its contents or otherwise arising in connection with it.

Not an Offer

This presentation is not an offer, invitation, solicitation or other recommendation with respect to the subscription for, purchase or sale of any security, and neither this presentation nor anything in it shall form the basis of any contract or commitment whatsoever.

This presentation has been prepared for publication in Australia and may not be released to US wire services or distributed in the United States. This presentation does not constitute an offer to sell, or a solicitation of an offer to buy, securities in the United States or any other jurisdiction. Any securities described in this presentation have not been, and will not be, registered under the US Securities Act of 1933 and may not be offered or sold in the United States except in transactions registered under the US Securities Act or exempt from, or not subject to, the registration of the US Securities Act and applicable US state securities laws.

Summary Information

By reviewing or retaining these materials, or attending or participating in this presentation, you acknowledge and represent that you have read, understood and accepted the terms of this "Important Notices and Disclaimer". This presentation contains summary information about Westgold and its activities current only at the date of this presentation. This presentation is for information purposes only. The information in the presentation is of a general nature only and does not purport to be complete. This presentation should be read in conjunction with Westgold's periodic and continuous disclosure announcements lodged with the Australian Securities Exchange (**ASX**), which are available at www.asx.com.au and on Westgold's website at www.westgold.com.au, and in Canada under Westgold's profile on SEDAR+ at www.sedarplus.ca. Certain information in this presentation may have been obtained from research, surveys or studies conducted by third parties, including industry or general publications. Neither Westgold nor its representatives have independently verified any such information sourced from third parties or industry or general publications.

Not Investment Advice

This presentation does not constitute in any way an offer or invitation to subscribe for securities in Westgold pursuant to the Corporations Act 2001 (Cth) and has not been lodged with the Australian Securities and Investment Commission or any of the Canadian Securities Administrators. This presentation does not constitute investment advice and has been prepared by Westgold without taking into account the recipient's investment objectives, financial circumstances or particular needs. Each recipient must make his/her own independent assessment and investigation of Westgold and its business and assets when deciding if an investment is appropriate and should not rely on any statement or the adequacy and accuracy of any information. This presentation is in summary form and does not purport to be exhaustive. Westgold makes no representation or warranty (either expressed or implied) as to the accuracy, reliability or completeness of the information in this presentation. Westgold and its respective directors, employees, agents and consultants shall have no liability (including liability to any person by reason of negligence or negligent misstatement) for any statements, opinions, information or matters (express or implied) arising out of, contained in or derived from, or for any omissions from the presentation, except liability under statute that cannot be excluded.

Important Notices and Disclaimer



Forward-looking Statements

This document contains “forward-looking information” and “forward-looking statements” which are based on the assumptions, estimates, analysis and opinions of management made in light of its experience and its perception of trends, current conditions and expected developments, as well as other factors that management of Westgold believes to be relevant and reasonable in the circumstances at the date that such statements are made, but which may prove to be incorrect. Forward-looking statements include statements that are predictive in nature, depend upon or refer to future events or conditions, or include words such as ‘expects’, ‘anticipates’, ‘plans’, ‘believes’, ‘estimates’, ‘seeks’, ‘intends’, ‘targets’, ‘projects’, ‘forecasts’, or negative versions thereof and other similar expressions, or future or conditional verbs such as ‘may’, ‘will’, ‘should’, ‘would’ and ‘could’. Although management believes that the assumptions made by Westgold and the expectations represented by such information are reasonable, there can be no assurance that the forward-looking information will prove to be accurate. Forward-looking information involves known and unknown risks, uncertainties, and other factors which may cause the actual results, performance or achievements of Westgold to be materially different from any anticipated future results, performance or achievements expressed or implied by such forward-looking information. Such factors include, among others, the actual market price of gold, the actual results of current exploration, the actual results of future exploration, changes in project parameters as plans continue to be evaluated, changes in laws, regulations and practices, the geopolitical, economic, permitting and legal climate that Westgold operates in, as well as those factors disclosed in Westgold's publicly filed documents. Westgold believes that the assumptions and expectations reflected in the forward-looking information are reasonable. Readers should not place undue reliance on forward-looking information. Westgold does not undertake to update any forward-looking information, except in accordance with applicable securities laws.

Historical Information

Information about the past performance of Westgold contained in this presentation is given for illustrative purposes only and cannot be relied upon as an indicator of (and provides no guidance as to) future performance, including future share price performance of Westgold. Any such historical information is not represented as being, and is not, indicative of Westgold's view on its future financial condition and/or performance, nor the future financial condition and/or performance of the merged group.

Ore Reserves and Mineral Resources

This presentation refers to Westgold having a combined Ore Reserve and Mineral Resource estimate of 3.3Moz and 13.2Moz (respectively) and refers to the individual Ore Reserve (or Mineral Reserve) and Mineral Resource estimate of Westgold.

The information in this presentation that relates to the Ore Reserves and Mineral Resources of Westgold has been extracted from the ASX announcement titled “Westgold 2024 Mineral Resources and Ore Reserves ” released to the ASX on 16 September 2024 and available at www.asx.com.au. Westgold confirms that it is not aware of any new information or data that materially affects the information included in that announcement, and that all material assumptions and technical parameters underpinning the estimates in that announcement continue to apply and have not materially changed. Westgold confirms that the form and context in which the Competent Persons findings are presented have not been materially modified from that announcement.

The information in this presentation that relates to Westgold's Exploration results and Mineral Resource Estimates is compiled by Westgold technical employees and contractors under the supervision of Mr. Jake Russell B.Sc. (Hons), who is a member of the Australian Institute of Geoscientists and who has verified, reviewed and approved such information. Mr Russell is a full-time employee of Westgold and has sufficient experience which is relevant to the styles of mineralisation and types of deposit under consideration and to the activities which he is undertaking to qualify as a Competent Person as defined in the Joint Ore Reserves Committee's 2012 Australasian Code for Reporting of Mineral Resources and Ore Reserves (**JORC Code**) and as a Qualified Person as defined in the CIM Guidelines and National Instrument 43-101 (Standards of Disclosure for Mineral Projects) of the Canadian Securities Administrators (the "NI 43-101"). Mr. Russell is a full-time employee as General Manager of Westgold and, accordingly, is not independent for purposes of NI 43-101. Mr Russell consents to and approves of the inclusion in this presentation of the matters based on his information in the form and context in which it appears. Mr Russell is eligible to participate in short and long-term incentive plans of Westgold.

The information in this presentation that relates to Westgold's Ore Reserves is based on information compiled by Mr. Leigh Devlin B.Eng. FAusIMM and who has verified, reviewed and approved such information. Mr. Devlin has sufficient experience which is relevant to the styles of mineralisation and types of deposit under consideration and to the activities which they are undertaking to qualify as a Competent Person as defined in the JORC Code and as a Qualified Person as defined in the CIM Guidelines and NI 43-101. Mr. Devlin is full-time senior executive of Westgold and, accordingly, is not independent for purposes of NI 43-101. Mr. Devlin consents to and approves of the inclusion in this presentation of the matters based on his information in the form and context in which it appears. Mr. Devlin is a full-time senior executive of Westgold and is eligible to and may participate in short-term and long-term incentive plans of Westgold as disclosed in its annual reports and disclosure documents.

Important Notices and Disclaimer



JORC CODE

It is a requirement of the ASX Listing Rules that the reporting of Ore Reserves and Mineral Resources in Australia comply with the JORC Code. Investors outside Australia should note that while Ore Reserve and Mineral Resource estimates of Westgold in this presentation comply with the JORC Code (such JORC Code-compliant Ore Reserves and Mineral Resources being "Ore Reserves" and "Mineral Resources" respectively), they may not comply with the relevant guidelines in other countries and, in particular, do not comply with (i) NI 43-101; or (ii) Item 1300 of Regulation S-K, which governs disclosures of Mineral Reserves in registration statements filed with the SEC. Information contained in this presentation describing mineral deposits may not be comparable to similar information made public by companies subject to the reporting and disclosure requirements of Canadian or US securities laws.

Investment Risk

As noted above, an investment in shares in Westgold is subject to investment and other known and unknown risks, some of which are beyond the control of Westgold. Westgold does not guarantee any particular rate of return or the performance of Westgold, nor does it guarantee the repayment of capital from Westgold or any particular tax treatment. Prospective investors should have regard to the risks outlined in this presentation when making their investment decision and should make their own enquires and investigations regarding all information in this presentation, including but not limited to the assumptions, uncertainties and contingencies which may affect future operations of Westgold and the impact that different future outcomes may have on Westgold. These risks, together with other general risks applicable to all investments in listed securities not specifically referred to, may affect the value of shares in Westgold in the future. There is no guarantee that the Westgold shares will make a return on the capital invested, that dividends will be paid on the Westgold shares or that there will be an increase in the value of the Westgold shares in the future. Accordingly, an investment in Westgold should be considered highly speculative and potential investors should consult their professional advisers before deciding whether to subscribe for Westgold shares.

Effect of Rounding


A number of figures, amounts, percentages, estimates and calculations of value in this presentation are subject to the effect of rounding. The actual calculation of these figures may differ from the figures set out in this presentation.

A globally investable, intermediate gold producer

Operating across two of Australia's most abundant gold fields



Strong pipeline of organic growth options and exploration targets across two highly prolific gold fields



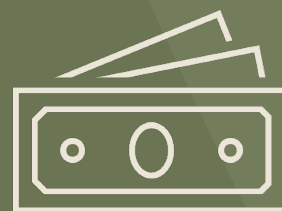
Highly experienced management team and board of directors



A top 5 Australian gold producer (**+400,000 ozpa**) with a US\$1.8Bn market cap^[1]



One of Australia's largest **fully unhedged** gold producers



Robust balance sheet with **US\$109 million** in available liquidity



Potential for **index inclusion** across **ASX, TSX** and **OTCQX**

WESTERN AUSTRALIA

Murchison ●

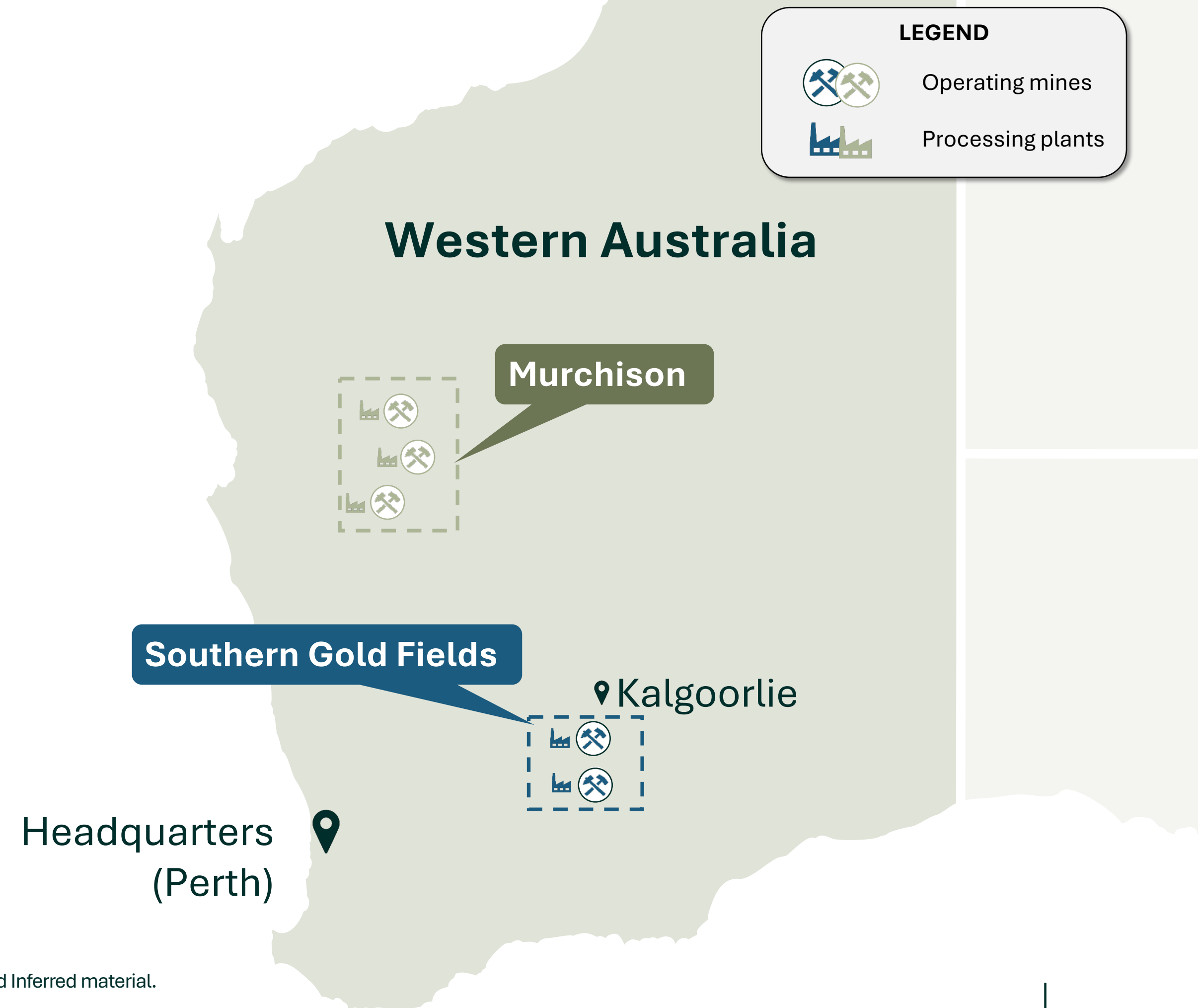
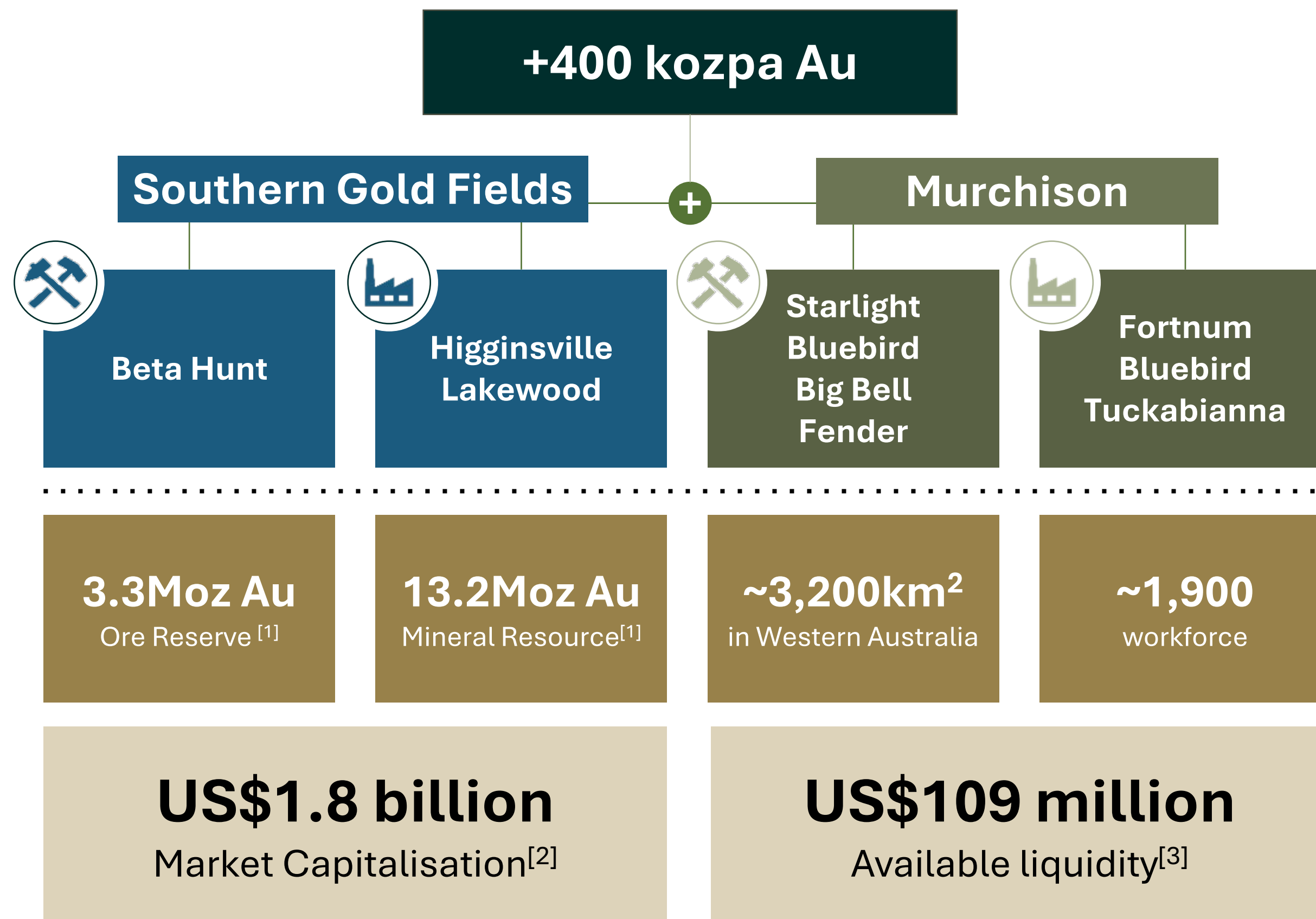
Southern Gold Fields ●

Perth ●

1. Based on last closing price of US\$1.95/share on 13 September 2024 and 943.1m shares outstanding.

WGX - post merger value proposition

+400kozpa diversified gold production portfolio, 100% unhedged



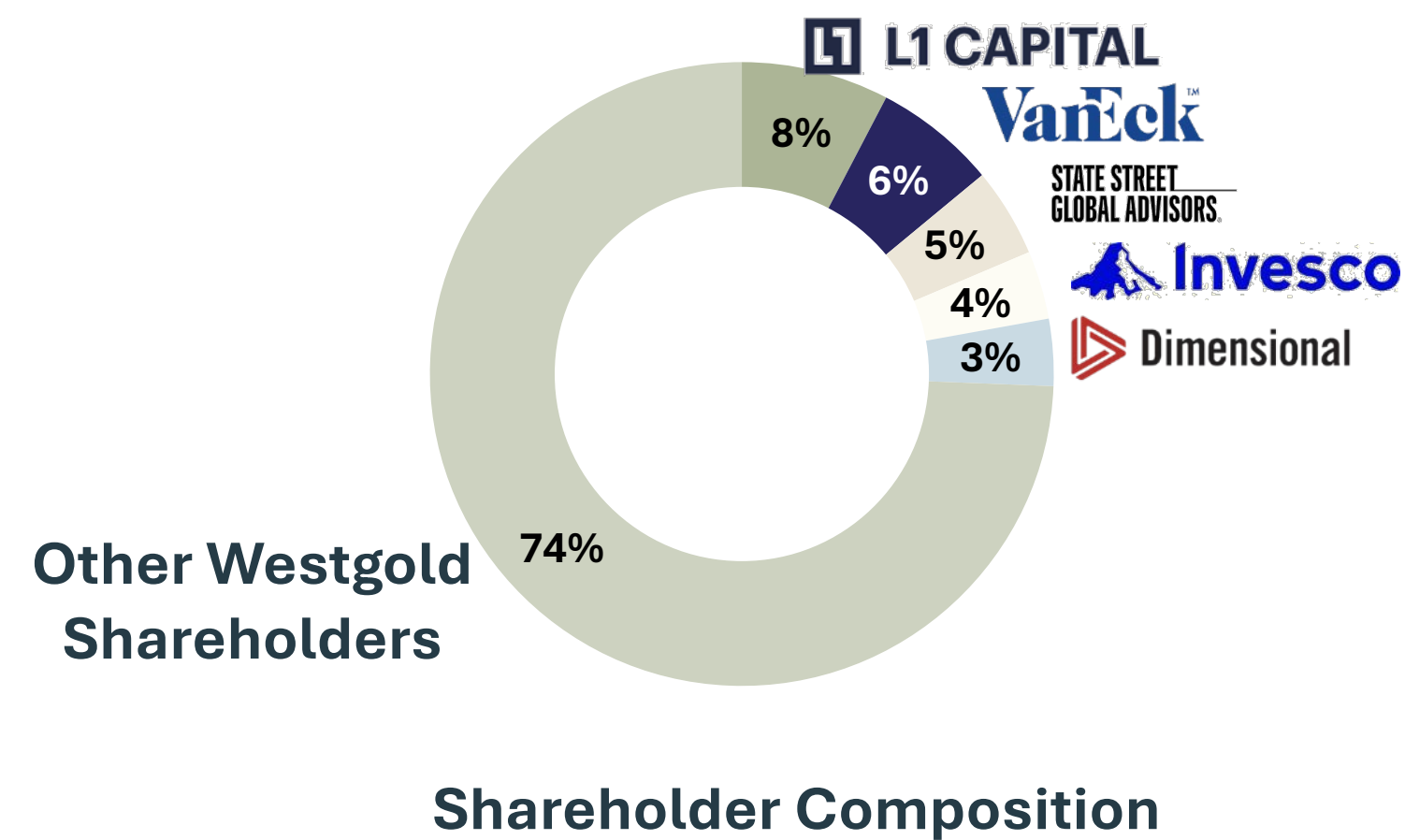
1. Refer to ASX release “2024 Ore Reserves and Mineral Resources” of 16 September 2024. See appendices for breakdown of Measured, Indicated and Inferred material.
 2. Based on last closing price of US\$1.95/share on 13 September 2024 and 943.1m shares outstanding.
 3. Westgold cash and equivalents based on Westgold cash and liquids position of US\$174m as at 30 June 2024 plus the net Karora cash acquired of US\$25m less cash acquisition consideration of US\$83m and US\$7m cash consideration to Culico (SpinCo) under the Karora transaction.

Corporate Snapshot

Capital Structure

Share Price^[1]	Cash & Equivalents^[3]
US\$1.95/sh	US\$109m
Shares Outstanding^[2]	Debt^[4]
943.1m	US\$-
Market Capitalisation^[1]	Ore Reserves^[5]
~US\$1.8Bn	3.3Moz
Enterprise Value^[1]	Mineral Resources^[5]
~US\$1.7Bn	13.2Moz

Westgold Share Price and Volumes Traded on ASX



Broader broker coverage

1. Based on last closing price of US\$1.95/share on 13 September 2024 and 943.1m shares outstanding .
 2. See Westgold ASX announcement dated 1 August 2024 – Westgold and Karora Complete Merger.
 3. Westgold cash and equivalents based on Westgold cash and liquids position of US\$174m as at 30 June 2024 plus the net Karora cash acquired of US\$25m less cash acquisition consideration of US\$83m and US\$7m cash consideration to Culico (SpinCo) under the Karora transaction. 4. Westgold US\$66m RCF facility remains undrawn as at 30 June 2024. 5. Refer to ASX release “2024 Ore Reserves and Mineral Resources” of 16 September 2024.

Optionality across mines and mills

Five operating underground mines + 5 processing plants

**Operating
mines**

5

**Projects in
development**

2

**Restart
opportunities**

5

Murchison

Big Bell UG mine
Bluebird UG mine
Starlight UG mine
Fender UG mine

Great Fingall mine

Paddy's Flat UG mine
South Emu-Triton UG mine
Comet UG mine

**Southern
Gold Fields**

Beta Hunt UG mine

Fletcher Zone – Beta Hunt

Mt Henry / Selene OP Mine
Trident UG Mine

Simplifying the portfolio

Larger mines feeding largest mills - reducing costs and increasing margin



Bluebird-South Junction

- Increase mine scale to 1.2Mtpa
- Reduce haulage from Cue
- Increase feed grade
- Increase margins

Beta Hunt

- Expansion to >2Mtpa
- Define Fletcher Zone
- Consolidate processing in Southern Goldfields

3,200km² land holdings

- Prioritise high value opportunities
- Right size the package

Owner Operators – who drill



~**170** pieces of heavy
UG equipment



16 diamond drill rigs

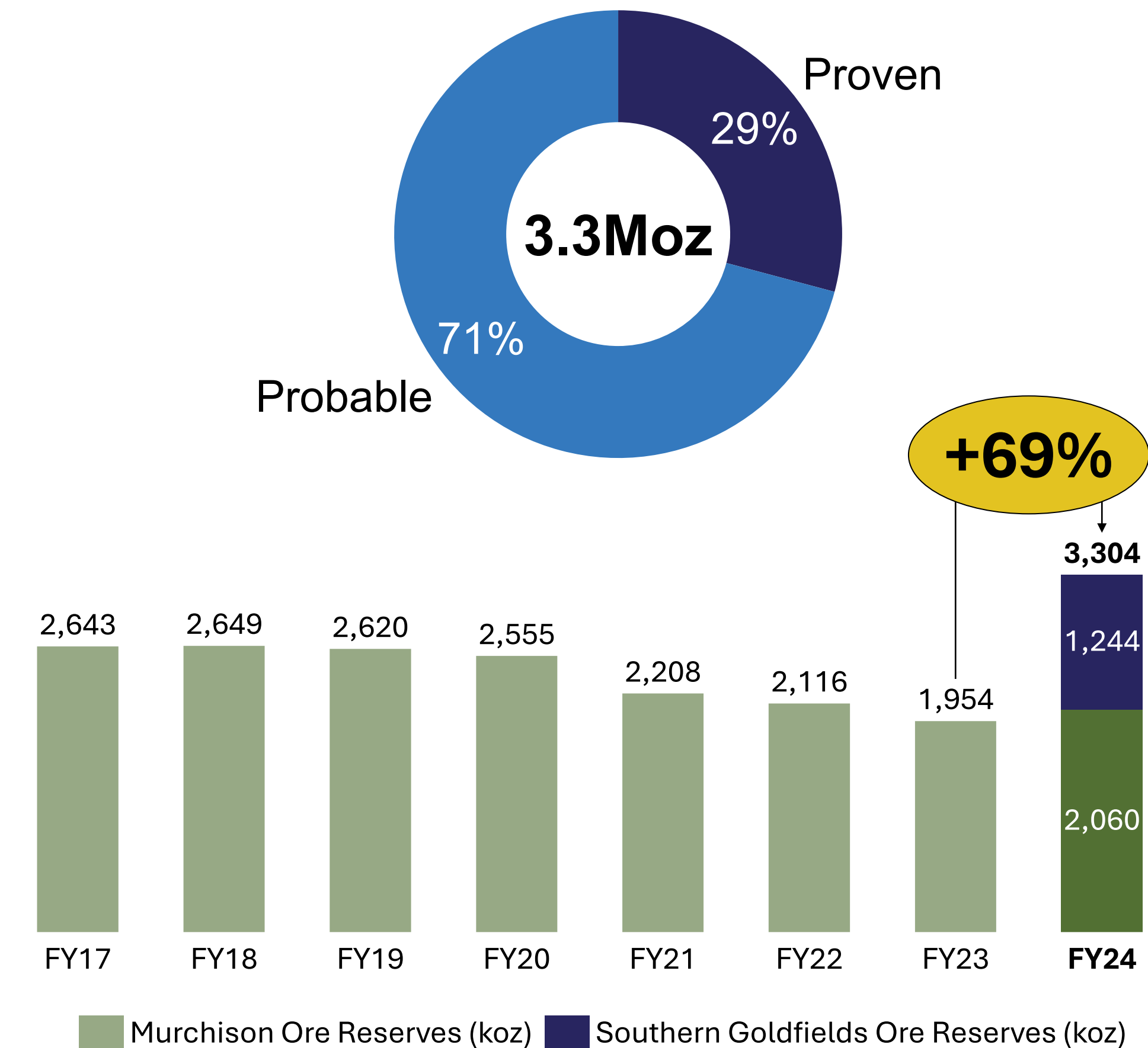
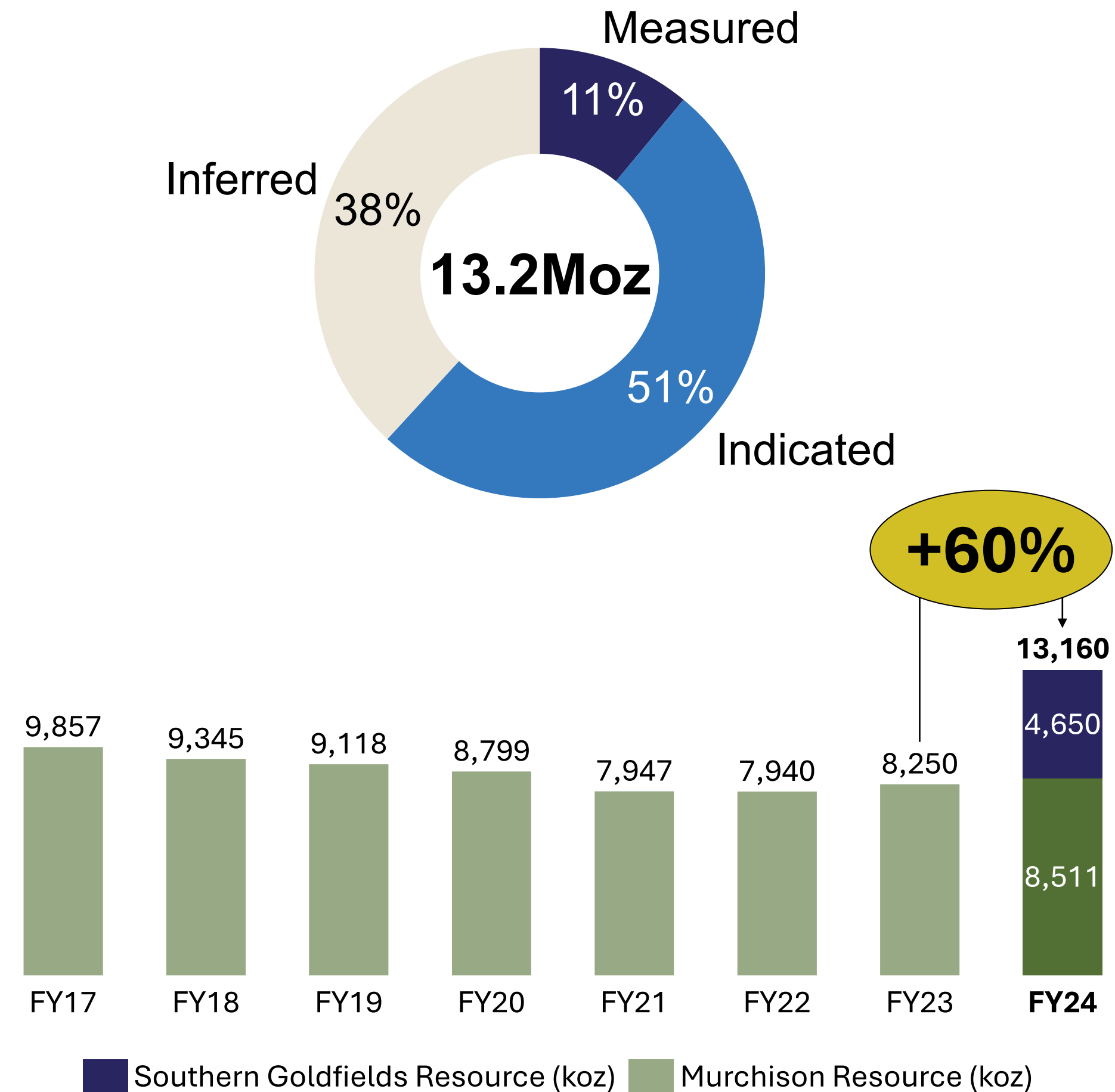


1,900 employees
and contractors

Growing Reserves and Resources¹

Mineral Resources

Ore Reserves



1. Refer to ASX release “2024 Ore Reserves and Mineral Resources” of 16 September 2024.

FY25 outlook

Outputs anticipated to increase in H2 FY25¹

	FY24 Guidance	FY24 Actual	FY25 Guidance
Production (oz)	220,000-230,000	227,237	400,000 – 420,000
AISC (US\$/oz)	1,405-1,538	1,457	1,338 – 1,538
Growth Capital (US\$M)	87	105	157
Exploration (US\$M)	17	17	33

- Production upside potential
 - Polar Star Lode at South Junction
 - Third party ore purchase
 - Fletcher zone

- YoY AISC \$/oz reduction expected by cost discipline

- Increased investment in growth projects & exploration sets platform enhanced for FCF

Snapshot of the Engine Rooms



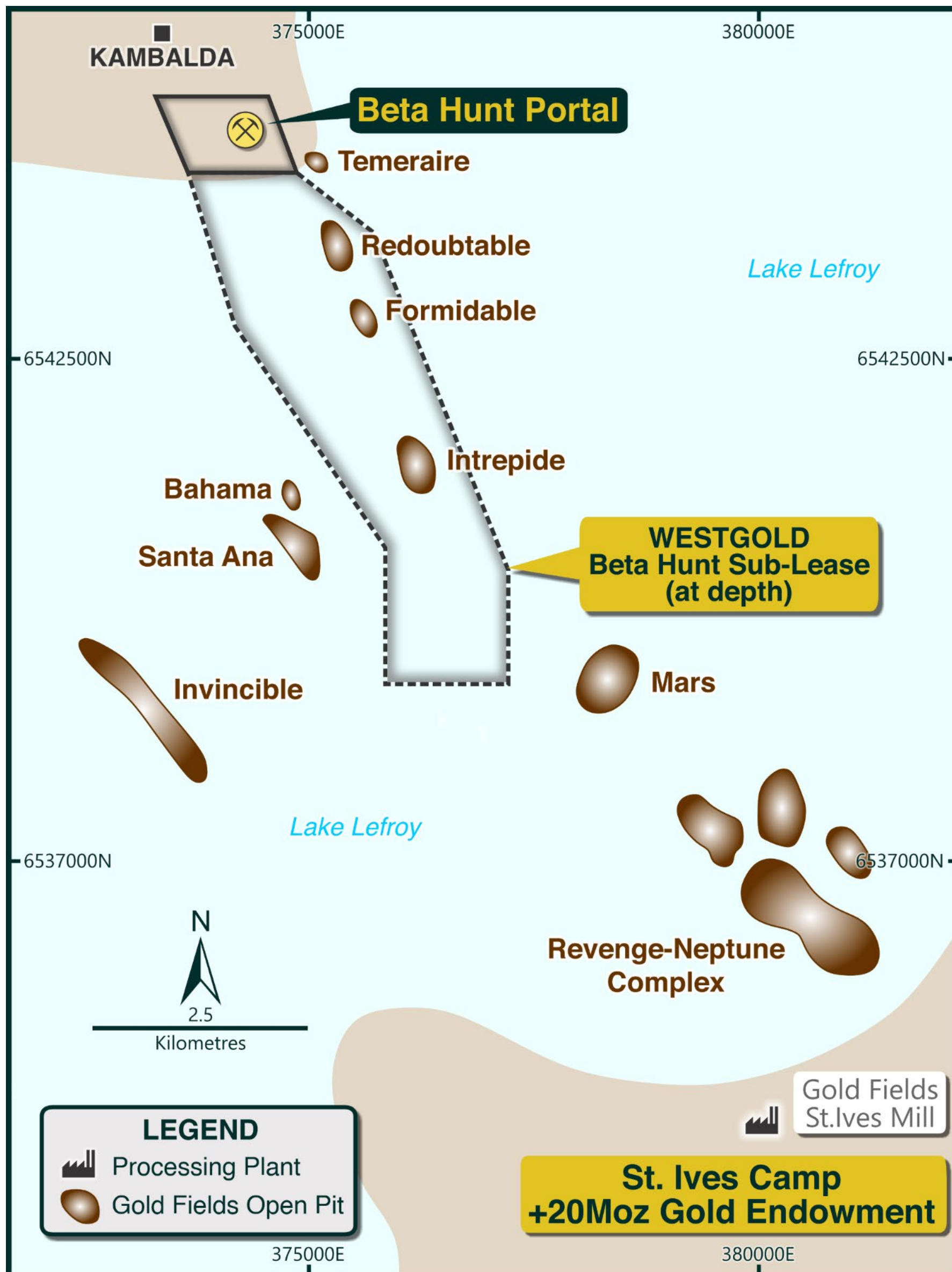
Bluebird – South Junction Mine
Meekatharra



Beta Hunt Mine
Kambalda



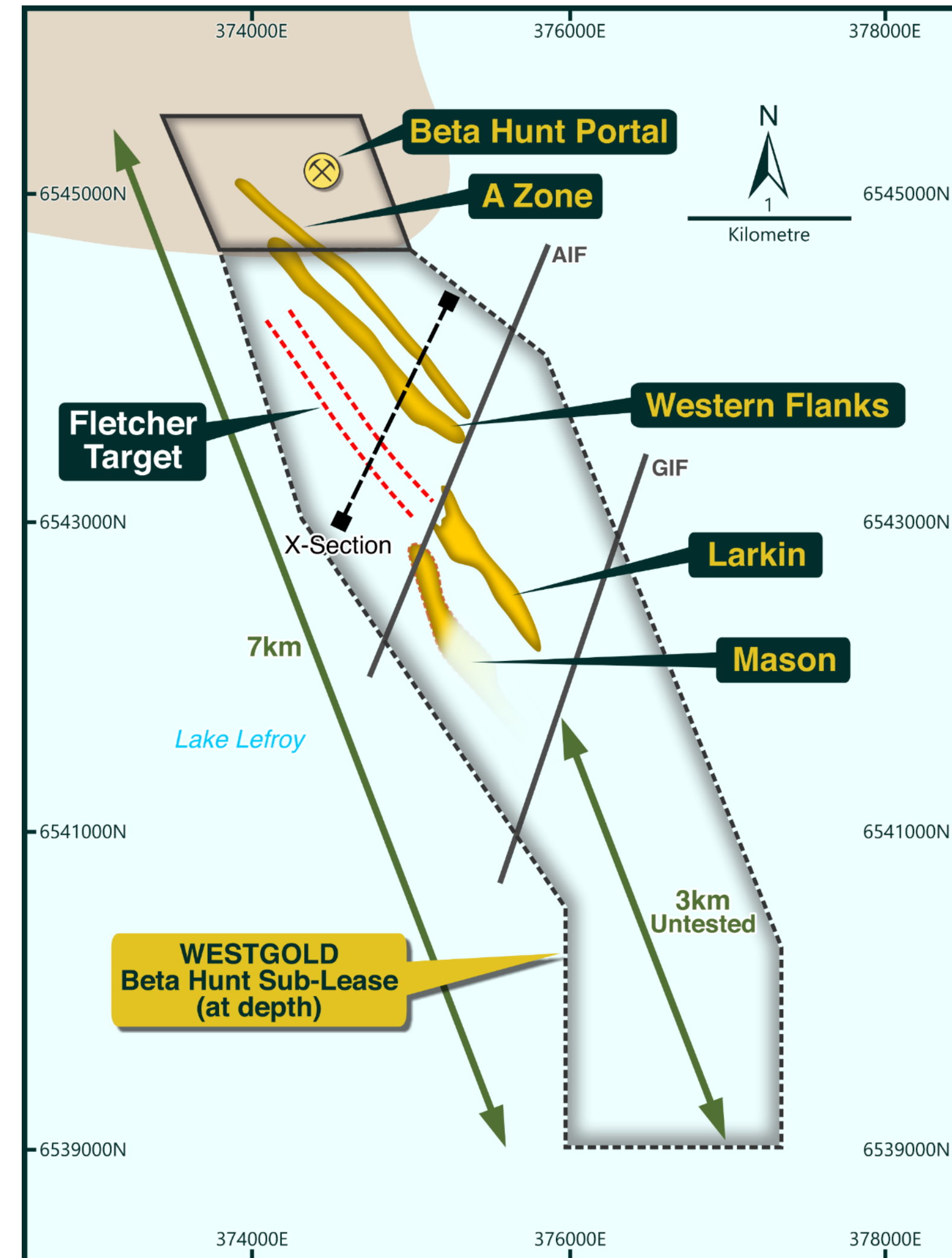
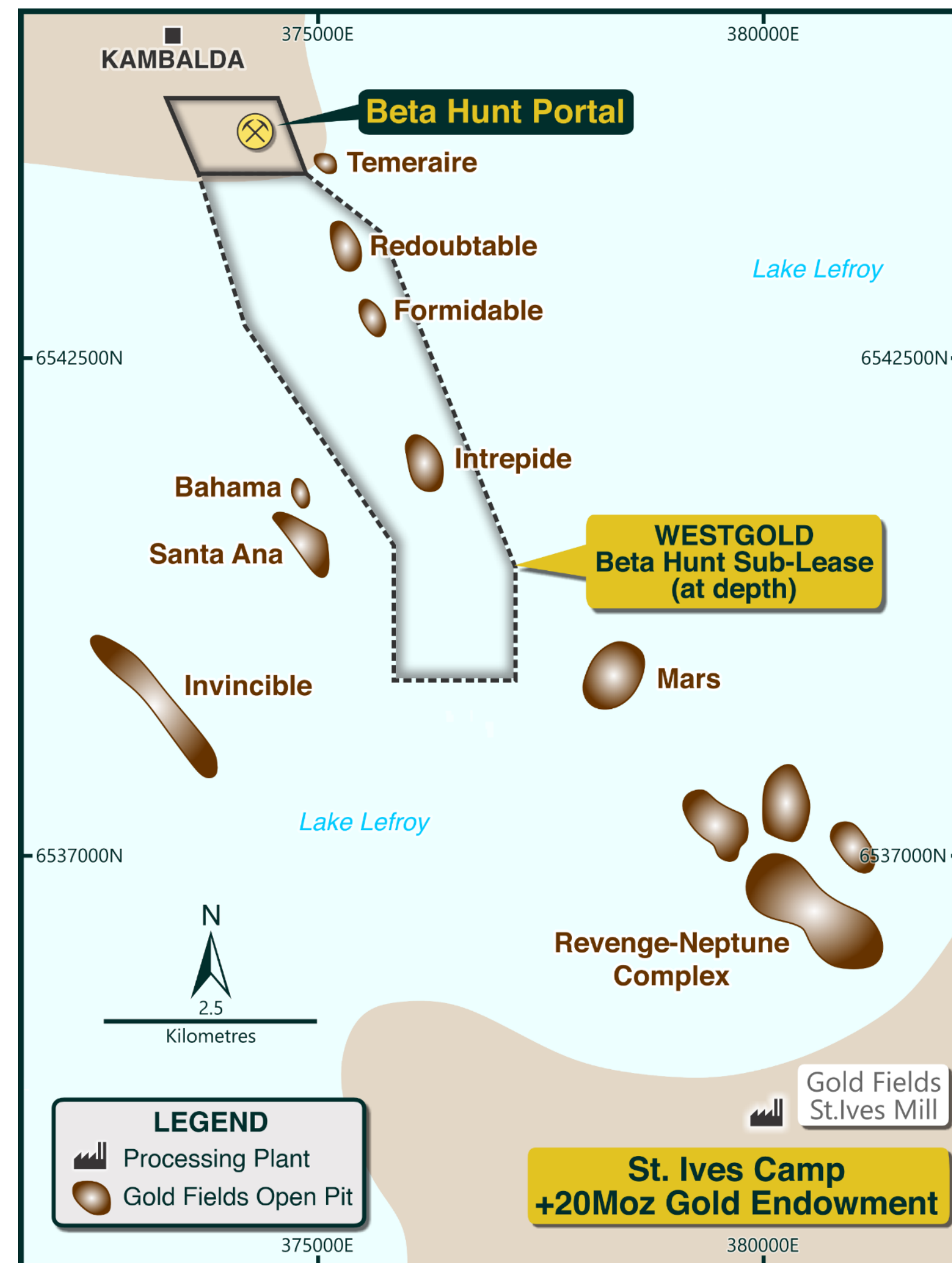
Beta Hunt – a golden opportunity



Beta Hunt Mine (Kambalda, Western Australia)

- **A premier gold mining district with +20Moz Gold endowment**
 - Situated in the heart of Gold Fields' St Ives operations
- **Operating nickel mine since 1970's (by WMC)**
 - Acquired by Karora / RNC in 2016.
- **Over US\$1.3Bn of sunk infrastructure capital able to be leveraged**
- **While the gold potential was known, it was largely ignored in the WMC days as the focus was on the nickel endowment**
- **Small scale gold mining commenced in 2014.**
- **Current production output of circa 1.6Mtpa**

Beta Hunt – a large, under drilled gold deposit

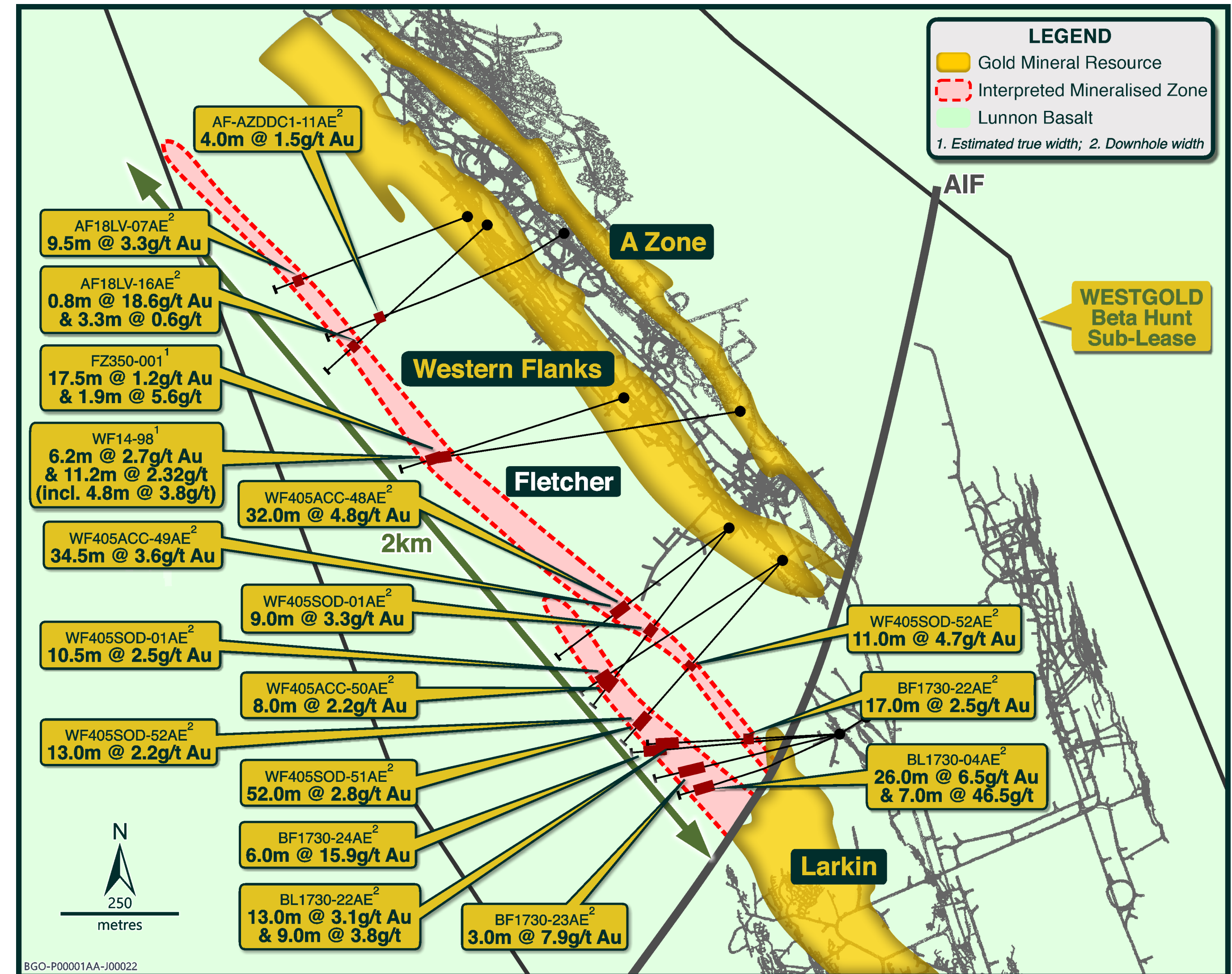


- **7km footprint**
 - Southern 3 km largely untested
- **4 key orebodies discovered to date**
 - Western Flanks being the largest (~1.6Moz)¹.
- **Orebodies offset - along the Alpha Island Fault (AIF).**
- **Current Mineral Resources of 30.59Mt @ 2.7g/t Au for 2.65Moz¹.**
- **Current Ore Reserve of 6.24Mt @ 2.7g/t Au for 542Koz¹.**
- **Drilling will unlock value**

1. As at 1 August 2024 – see ASX announcement titled “2024 Mineral Resource Estimate And Ore Reserves”, dated 16 September 2024 for details

Fletcher Zone – The Next Western Flanks?

- **Potential identified in 2016:**
 - not advanced until 2023.
- Parallel structure to the 1.6Moz Western Flanks – same style of mineralisation ~300m to west.
- **Outstanding early drill results returned over 2km of strike¹**
- **Fletcher Exploration Target²:**
 - **23-27Mt @ 2.1-2.5g/t Au for 1.6-2.1Moz**
- Includes Stage 1 Target (southern half of zone):
 - 12-16Mt @ 2.1-2.5g/t Au for 0.8-1.2Moz Au
- Drilling activities accelerated:
 - with three rigs committed to resource definition drilling.

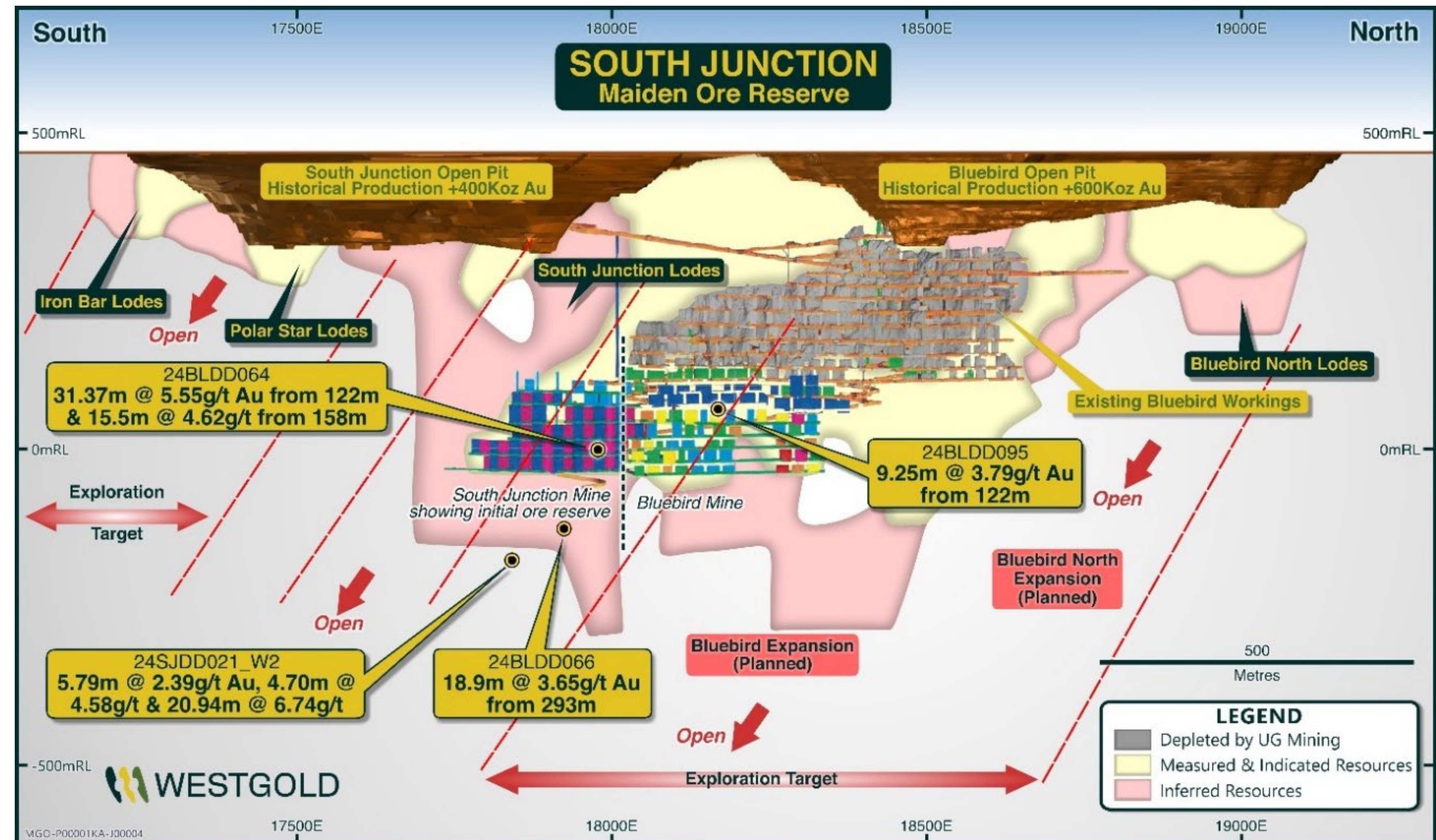


1. Refer to ASX announcement titled “Outstanding Drill Results From Fletcher Zone At Beta Hunt” – 21 August 2024
 2. Refer to ASX announcement titled “Fletcher Exploration Target” – 16 September 2024

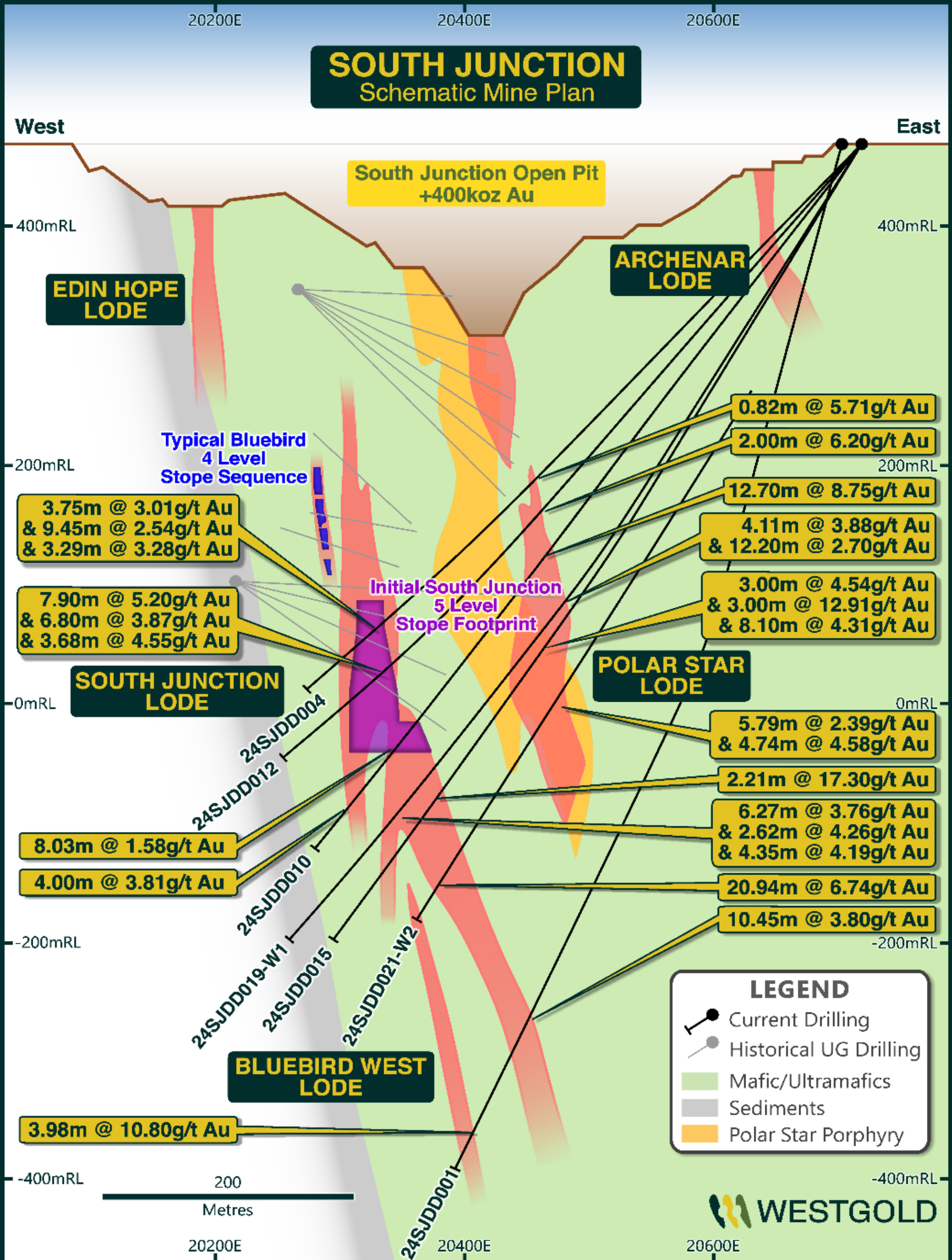
Maiden South Junction Ore Reserve¹

Bluebird – South Junction (Meekatharra, Western Australia)

- Bluebird – South Junction Ore Reserve increased to 3.0Mt @2.8g/t Au for 277koz
- Updated Mineral Resource Estimate of 11Mt at 2.8g/t Au for 960koz featuring a Measured and Indicated component of 4.7Mt at 3.1g/t Au for 465koz Au.
- Upside in Polar Star Lode



1. Refer to ASX announcement titled “Westgold Declares Maiden South Junction Ore Reserve” – 14 August 2024




South Junction Production¹

- Production from South Junction
 - commenced in August 2024
- The significant width of the South Junction orebody enables a highly productive primary / secondary transverse stoping method
 - which will significantly increase production from the Bluebird – South Junction system
- Production rate of 1.2Mtpa - from Bluebird-South Junction
 - targeted from Q3 FY25.
- How big is this system?
 - historically produced +1Moz from open pits

1. Refer to ASX announcement titled "Westgold Declares Maiden South Junction Ore Reserve" – 14 August 2024

FY25 Exploration

- Westgold controls ~3,200km² of exploration tenure around its current operations (~1,200km² in the Murchison & ~2,000km² in Southern Goldfields)
- **FY25 Exploration Guidance of US\$33M¹**
- Priority Resource Definition targets:
 - South Junction and Starlight in the Murchison
 - Fletcher in the Southern Goldfields
- **Extensive pipeline of Greenfields / new mine exploration targets will also be tested both in the north and south**



Exploration potential at Higginsville



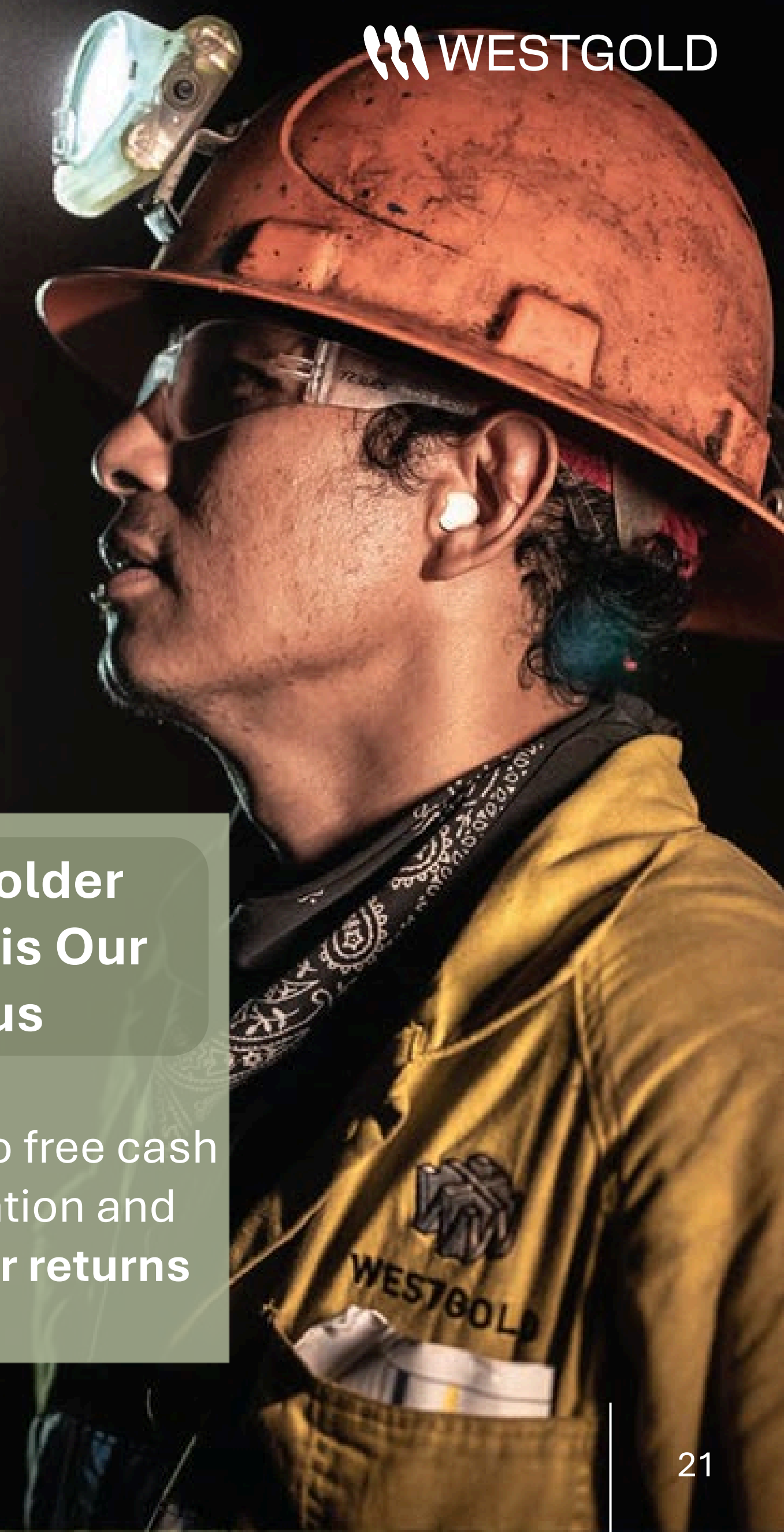
- WGX ~2,000km² of tenure traversed by three key structures which regionally control +80Moz Au**

 - Boulder Lefroy Fault
 - Speedway Fault
 - Zuleika Shear
- At Higginsville there has been limited real exploration expenditure over the last +10 years
- WGX FY25 Exploration guidance of US\$33M with ~60% to be at focussed at Higginsville¹**
- Westgold to immediately accelerate exploration activities across the Zuleika and BLF-Speedway target areas**

Flat exchange rate of AUD:USD = 0.6629 (as at 15 September 2024) used to convert from A\$. Source: <https://www.rba.gov.au/statistics/historical-data.html#exchange-rates>

1. Refer to ASX announcement titled "FY25 Production Guidance Lifts to 400-420Koz" on 16 September 2024

WGX – Building Scale in FY25



Intermediate Gold Producer

Top 5 ASX / Top 10 TSX producer - with production over 400,000 ozpa

Australia is our home

Operating in **two** of Australia's most abundant gold fields

Financial Strength

Robust balance sheet with **US\$109 million** in available liquidity¹

Strategic Merger

Merger with Karora delivers substantial diversification, synergy & upside

Unhedged

One of Australia's **largest fully unhedged** gold producers

Growth Potential

Strong pipeline of **organic growth projects**

Shareholder Returns is Our Focus

Committed to free cash flow generation and **shareholder returns**

1. Flat exchange rate of AUD:USD = 0.6624 (as at 30 June 2024) used to convert from A\$. Source: <https://www.rba.gov.au/statistics/historical-data.html#exchange-rates>

Thank you.



Contact Information:

Investor Relations

Kasun Liyanaarachchi | Investor Relations Manager
kasun.liyanaarachchi@westgold.com.au
+61 458 564 483

Investor Relations – North America

Rob Buchanan | CPIR
Rob.Buchanan@westgold.com.au
+1 416-309-0600

Media

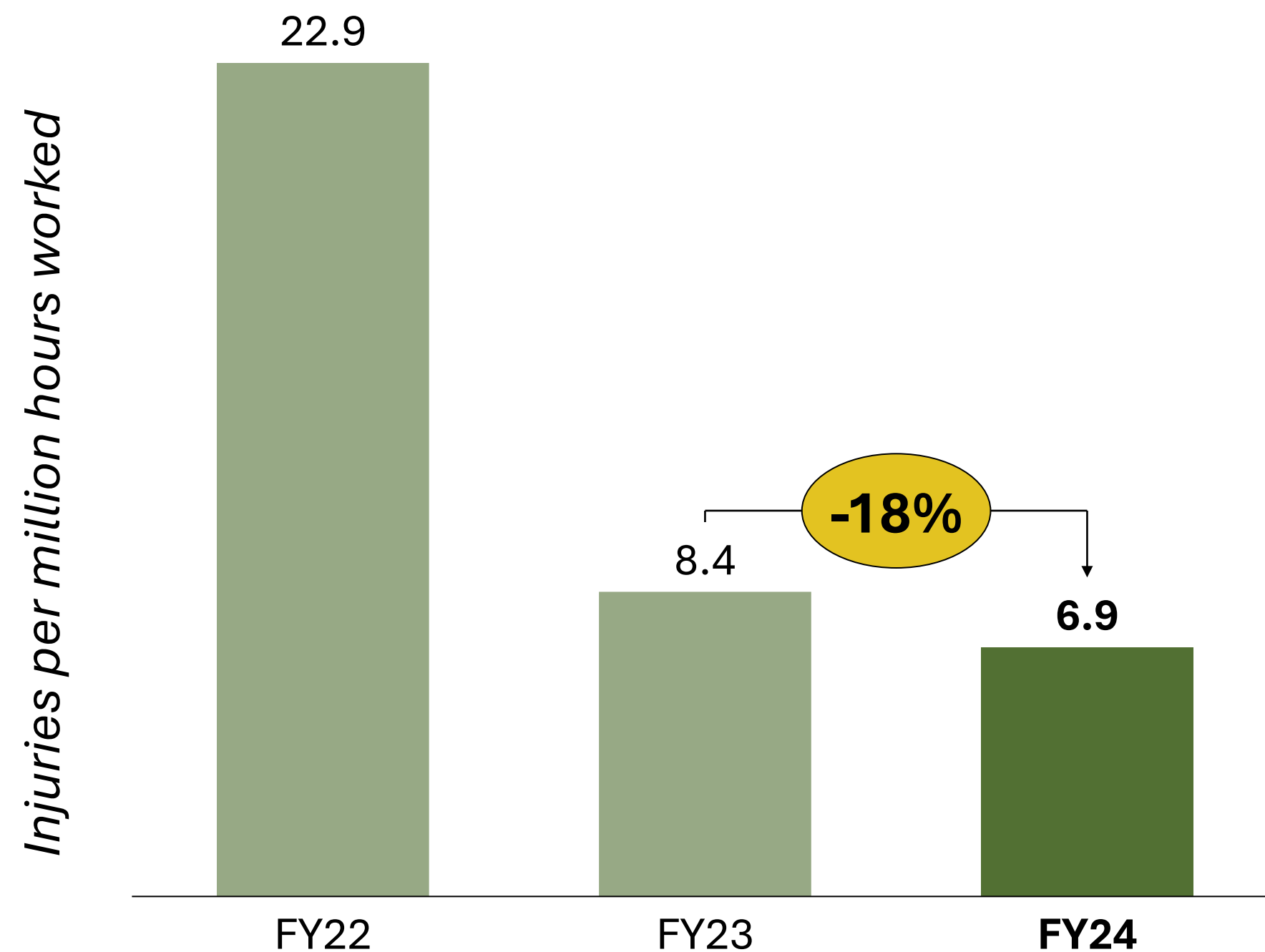
Peter Knight | Communications Manager
peter.knight@westgold.com.au
+61 459 980 481

ASX: WGX | TSX:WGX | OTCQX: WGXRF
westgold.com.au

Safety and sustainability delivers results


Safety

Substantial reduction in Total Injury Frequency Rate (TRIFR)

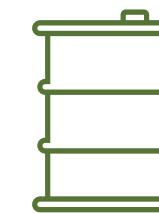


Sustainability

All Murchison operating mines and mills running on hybrid power which now can:



Generate 82 MW (gas, battery & solar)



Reduce diesel consumption by 38 million litres per annum



Reduce carbon emissions by 56%



Deliver ≈US\$40/oz in AISC savings¹

1. At a diesel price assumption of US\$1.09/L
Flat exchange rate of AUD:USD = 0.6624 (as at 30 June 2024) used to convert from A\$. Source: <https://www.rba.gov.au/statistics/historical-data.html#exchange-rates>

Mineral Resource Statement: Operating Mines



At 30 June 2024^{[1],[2]}

Murchison Gold Operations (Rounded for reporting)															
Project	Measured			Indicated			Measured and Indicated			Inferred			Total		
	Tonnes ('000s)	Grade	Ounces Au ('000s)	Tonnes ('000s)	Grade	Ounces Au ('000s)	Tonnes ('000s)	Grade	Ounces Au ('000s)	Tonnes ('000s)	Grade	Ounces Au ('000s)	Tonnes ('000s)	Grade	Ounces Au ('000s)
Big Bell UG	4,022	3.07	397	7,965	3.33	853	11,988	3.24	1,250	5,927	3.11	593	17,914	3.20	1,842
Fender UG	95	3.22	10	201	3.05	20	297	3.10	30	345	3.33	37	642	3.23	67
Great Fingall UG	0	0.00	0	1,616	5.25	273	1,616	5.25	273	883	3.51	100	2,499	4.64	372
Golden Crown UG	0	0.00	0	333	6.18	66	333	6.18	66	944	5.14	156	1,277	5.41	222
Bluebird Group UG	304	4.09	40	4,368	3.03	425	4,672	3.10	465	6,032	2.55	495	10,705	2.79	960
Starlight UG	881	4.01	114	1,973	3.44	218	2,854	3.62	332	2,588	3.13	260	5,442	3.38	592
Total	5,303	3.29	561	16,457	3.51	1,855	21,760	3.45	2,415	16,719	3.05	1,641	38,479	3.28	4,056

Southern Goldfields Gold Operations (Rounded for reporting)															
Project	Measured			Indicated			Measured and Indicated			Inferred			Total		
	Tonnes ('000s)	Grade	Ounces Au ('000s)	Tonnes ('000s)	Grade	Ounces Au ('000s)	Tonnes ('000s)	Grade	Ounces Au ('000s)	Tonnes ('000s)	Grade	Ounces Au ('000s)	Tonnes ('000s)	Grade	Ounces Au ('000s)
Two Boys	24	1.55	1	1,141	2.32	85	1,165	2.30	86	184	2.78	16	1,349	2.37	103
Pioneer	0	0.00	0	519	2.11	35	519	2.11	35	345	1.50	17	864	1.87	52
Beta Hunt	1,142	2.79	102	16,581	2.74	1,458	17,723	2.74	1,561	12,860	2.63	1,086	30,583	2.69	2,647
Total	1,166	2.76	104	18,241	2.69	1,579	19,407	2.70	1,682	13,388	2.60	1,119	32,795	2.66	2,801

Beta Hunt Nickel Operation (Rounded for reporting)															
Project	Measured			Indicated			Measured and Indicated			Inferred			Total		
	Tonnes ('000s)	Ni (%)	NiT ('000s)	Tonnes ('000s)	Ni (%)	NiT ('000s)	Tonnes ('000s)	Ni (%)	NiT ('000s)	Tonnes ('000s)	Ni (%)	NiT ('000s)	Tonnes ('000s)	Ni (%)	NiT ('000s)
Beta Hunt	0	0.0%	0	749	2.8%	21	749	2.8%	21	499	2.7%	13	1,248	2.8%	35
Total	0	0.0%	0	749	2.8%	21	749	2.8%	21	499	2.7%	13	1,248	2.8%	35

1. See Westgold ASX Announcement dated 16 September 2024 – Resources and Reserve Statement. The Company confirms that it is not aware of any new information or data that materially affects the information included in that announcement and that all material assumptions and technical parameters underpinning the Mineral Resource and Ore Reserve estimates in that announcement continue to apply and have not materially changed. Refer to “Ore Reserves and Mineral Resources” section in slide 3 for the further information.
2. Southern Goldfields Reserves and Resources are as at 1 August 2024, corresponding to the merger completion

Mineral Resource Statement: Non-Operating Projects



At 30 June 2024^{[1],[2]}

Murchison Gold Operations (Rounded for reporting)															
Project	Measured			Indicated			Measured and Indicated			Inferred			Total		
	Tonnes ('000s)	Grade	Ounces Au ('000s)	Tonnes ('000s)	Grade	Ounces Au ('000s)	Tonnes ('000s)	Grade	Ounces Au ('000s)	Tonnes ('000s)	Grade	Ounces Au ('000s)	Tonnes ('000s)	Grade	Ounces Au ('000s)
Big Bell District	60	2.81	5	802	2.64	68	861	2.65	73	1,848	2.94	175	2,709	2.85	248
Cuddingwarra	85	1.66	5	1,600	1.63	84	1,685	1.63	88	597	1.50	29	2,282	1.59	117
Day Dawn District	58	1.73	3	1,068	2.04	70	1,126	2.02	73	1,043	1.78	60	2,169	1.91	133
Tuckabianna	267	3.54	30	3,448	2.78	308	3,715	2.84	339	2,899	2.63	245	6,614	2.75	584
Tuckabianna Stockpiles	81	2.09	5	3,627	0.70	81	3,709	0.73	87	0	0.00	0	3,709	0.73	87
Meekatharra North	0	0.00	0	97	1.98	6	97	1.98	6	75	2.11	5	172	2.04	11
Nannine	68	2.55	6	859	2.06	57	927	2.09	62	340	2.26	25	1,267	2.14	87
Paddy's Flat	376	3.67	44	10,641	1.65	564	11,017	1.72	608	2,574	1.93	160	13,591	1.76	768
Reedy's	430	3.77	52	3,225	2.58	267	3,656	2.72	319	9,191	2.54	750	12,846	2.59	1,069
Yaloginda District	53	2.59	4	4,128	1.47	195	4,181	1.49	200	5,879	1.40	265	10,060	1.44	464
Bluebird Stockpiles	350	1.34	15	0	0.00	0	350	1.34	15	0	0.00	0	350	1.34	15
Fortnum District	332	2.67	28	2,951	2.08	197	3,282	2.14	226	618	1.88	37	3,900	2.10	263
Horseshoe	0	0.00	0	1,266	2.09	85	1,266	2.09	85	183	1.43	8	1,449	2.01	93
Peak Hill	0	0.00	0	7,547	1.55	376	7,547	1.55	376	1,838	1.78	105	9,385	1.60	481
FGO Stockpiles	723	0.95	22	481	0.69	11	1,204	0.85	33	16	0.54	0	1,220	0.84	33
Total	2,884	2.39	221	41,741	1.77	2,370	44,625	1.81	2,591	27,100	2.14	1,864	71,724	1.93	4,455

Southern Goldfields Gold Operations (Rounded for reporting)															
Project	Measured			Indicated			Measured and Indicated			Inferred			Total		
	Tonnes ('000s)	Grade	Ounces Au ('000s)	Tonnes ('000s)	Grade	Ounces Au ('000s)	Tonnes ('000s)	Grade	Ounces Au ('000s)	Tonnes ('000s)	Grade	Ounces Au ('000s)	Tonnes ('000s)	Grade	Ounces Au ('000s)
HGO Central	931	2.94	88	2,442	2.74	215	3,373	2.80	303	1,519	2.91	142	4,892	2.83	445
HGO Greater	466	3.00	45	2,799	2.79	251	3,265	2.82	296	1,999	2.39	154	5,264	2.66	450
Mt Henry	11,042	1.19	424	10,172	1.16	378	21,214	1.18	802	2,565	1.28	106	23,779	1.19	907
HGO Stockpiles	373	0.40	5	1,568	0.76	38	1,940	0.69	43	0	0.00	0	1,940	0.69	43
BHO Stockpiles	47	2.09	3	0	0.00	0	47	2.09	3	0	0.00	0	47	2.09	3
Total	12,859	1.37	565	16,981	1.62	882	29,840	1.51	1,447	6,083	2.05	402	35,923	1.60	1,849

1. See Westgold ASX Announcement dated 16 September 2024 – Resources and Reserve Statement. The Company confirms that it is not aware of any new information or data that materially affects the information included in that announcement and that all material assumptions and technical parameters underpinning the Mineral Resource and Ore Reserve estimates in that announcement continue to apply and have not materially changed. Refer to “Ore Reserves and Mineral Resources” section in slide 3 for the further information.

2. Southern Goldfields Reserves and Resources are as at 1 August 2024, corresponding to the merger completion

Ore Reserves Statement: Operating Mines



At 30 June 2024^{[1],[2]}

Murchison Gold Operations (Rounded for reporting)									
Project	Proven			Probable			Total		
	Tonnes ('000s)	Grade	Ounces Au ('000s)	Tonnes ('000s)	Grade	Ounces Au ('000s)	Tonnes ('000s)	Grade	Ounces Au ('000s)
Big Bell UG	9,808	1.48	467	4,898	3.10	489	14,706	2.02	956
Fender UG	81	2.58	7	147	2.68	13	228	2.65	19
Great Fingall UG	0	0.00	0	1,895	4.20	256	1,895	4.20	256
Golden Crown UG	0	0.00	0	230	4.52	33	230	4.52	33
Bluebird Group UG	75	3.91	9	2,967	2.81	268	3,041	2.83	277
Starlight UG	676	2.56	56	972	2.36	74	1,647	2.44	129
Total	10,640	1.58	539	11,107	3.17	1,132	21,747	2.39	1,671

Southern Goldfields Gold Operations (Rounded for reporting)									
Project	Proven			Probable			Total		
	Tonnes ('000s)	Grade	Ounces Au ('000s)	Tonnes ('000s)	Grade	Ounces Au ('000s)	Tonnes ('000s)	Grade	Ounces Au ('000s)
Two Boys	0	0.00	0	0	0.00	0	0	0.00	0
Pioneer	0	0.00	0	135	2.30	10	135	2.30	10
Beta Hunt	304	2.69	26	5,940	2.70	516	6,244	2.70	542
Total	304	2.69	26	6,075	2.69	526	6,379	2.69	552

1. See Westgold ASX Announcement 16 September 2024 – Resources and Reserve Statement. The Company confirms that it is not aware of any new information or data that materially affects the information included in that announcement and that all material assumptions and technical parameters underpinning the Mineral Resource and Ore Reserve estimates in that announcement continue to apply and have not materially changed. Refer to “Ore Reserves and Mineral Resources” section in slide 3 for the further information.
2. Southern Goldfields Reserves and Resources are as at 1 August 2024, corresponding to the merger completion

Ore Reserves Statement: Non-Operating Projects



At 30 June 2024^{[1],[2]}

Murchison Gold Operations (Rounded for reporting)									
Project	Proven			Probable			Total		
	Tonnes ('000s)	Grade	Ounces Au ('000s)	Tonnes ('000s)	Grade	Ounces Au ('000s)	Tonnes ('000s)	Grade	Ounces Au ('000s)
Big Bell District	0	0.00	0	59	2.98	6	59	2.98	6
Cuddingwarra	0	0.00	0	98	1.77	6	98	1.77	6
Day Dawn District	0	0.00	0	0	0.00	0	0	0.00	0
Tuckabianna	0	0.00	0	683	3.00	66	683	3.00	66
Tuckabianna Stockpiles	81	2.09	5	3,627	0.70	81	3,709	0.73	87
Meekatharra North	0	0.00	0	0	0.00	0	0	0.00	0
Nannine	0	0.00	0	262	1.93	16	262	1.93	16
Paddy's Flat	48	4.10	6	435	3.86	54	483	3.88	60
Reedy's	57	3.35	6	398	3.42	44	455	3.41	50
Yaloginda District	0	0.00	0	0	0.00	0	0	0.00	0
Bluebird Stockpiles	350	1.34	15	0	0.00	0	350	1.34	15
Fortnum District	0	0.00	0	429	1.85	26	429	1.85	26
Horseshoe	0	0.00	0	357	2.18	25	357	2.18	25
Peak Hill	0	0.00	0	0	0.00	0	0	0.00	0
FGO Stockpiles	723	0.95	22	481	0.69	11	1,204	0.85	33
Total	1,260	1.36	55	6,828	1.52	334	8,088	1.50	389

Southern Goldfields Gold Operations (Rounded for reporting)									
Project	Proven			Probable			Total		
	Tonnes ('000s)	Grade	Ounces Au ('000s)	Tonnes ('000s)	Grade	Ounces Au ('000s)	Tonnes ('000s)	Grade	Ounces Au ('000s)
HGO Central District	132	2.20	9	512	3.02	50	644	2.85	59
HGO Greater	288	2.28	21	1,303	3.00	126	1,591	2.87	147
Mt Henry	7,208	1.30	301	3,622	1.37	160	10,830	1.32	461
HGO Stockpiles	298	0.80	8	569	0.80	15	867	0.80	22
BHO Stockpiles	47	2.09	3	0	0.00	0	47	2.09	3
Total	7,973	1.34	342	6,006	1.81	349	13,979	1.54	692

1. See Westgold ASX Announcement 16 September 2024 – Resources and Reserve Statement. The Company confirms that it is not aware of any new information or data that materially affects the information included in that announcement and that all material assumptions and technical parameters underpinning the Mineral Resource and Ore Reserve estimates in that announcement continue to apply and have not materially changed. Refer to “Ore Reserves and Mineral Resources” section in slide 3 for the further information.
2. Southern Goldfields Reserves and Resources are as at 1 August 2024, corresponding to the merger completion